

Metrotile Slate .900



Blending a traditional Slate aesthetic with unbeatable security, the Metrotile Slate .900 profile is a product that offers incredible value and superior performance to traditional slate roof products in every way.

Metrotile Slate .900 offers the same great aesthetics as traditional slate roof tiles while offering superior benefits. The deep lines pressed into each ZAM coated steel profile results in increased shadow definition, resulting in a tile that looks virtually indistinguishable from traditional slate, while simultaneously offering unmatched vandal and weather resistance. Available in .900mm thickness for unsurpassed security and formed from high-quality Drawing Grade 3 steel, like all Metrotile profiles, Metrotile Slate .900 makes a perfect choice for a wide variety of roofing projects.

LIGHTWEIGHT HIGH GRADE
STEEL WITH ZAM COATING FOR
INCREDIBLE STRENGTH AND
RESISTANCE



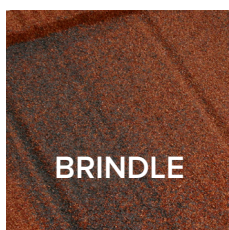
AVAILABLE THICKNESS
.900mm

suitable for most roofing applications




DESIGNED TO BE SUITABLE
FOR PITCHES AS LOW AS

12°




BRINDLE



BRONZE



CHARCOAL



GREEN



TERRACOTTA

BESPOKE COLOUR OPTIONS AVAILABLE BY REQUEST

Fixings & Battens

Tile Fixing:	50 x 2.5mm Coated Nail
Coated Nail:	Hand nailing or power tool
Fixings per tile:	4
Battens required:	5 linear metres per m ² (plus wastage)

Rafter Centres	Batten Size
450mm	25 x 50mm
600mm	25 x 50mm
900mm	50 x 50mm
1200mm	50 x 50mm
1500mm	50 x 65mm

Dimensions

Pitch:	Minimum: 12° / Maximum: 90°
Overall Size:	1330mm x 370mm
Cover Size:	1257mm x 370mm
Gauge:	.900mm
Linear Cover Width:	1257mm
Coverage:	0.46 m ² / 2.15 per m ²
Weight per m ² :	9.9Kg
Weight per tile:	4.6Kg



ISO9001
ISO14001

