IKO Metals Calculator - User Guide

IKO Metals Calculator is web application for calculation of Roof Components quantities for different Roof and Addition shapes.

Select a Language

Users will be automatically redirected to the language and regional version corresponding to the website they accessed the Roof Calculator from.

If, for any reason, this does not happen, you can manually select your preferred language by clicking the flag icon at the upper-right corner of the IKO Metals Roof Calculator homepage.

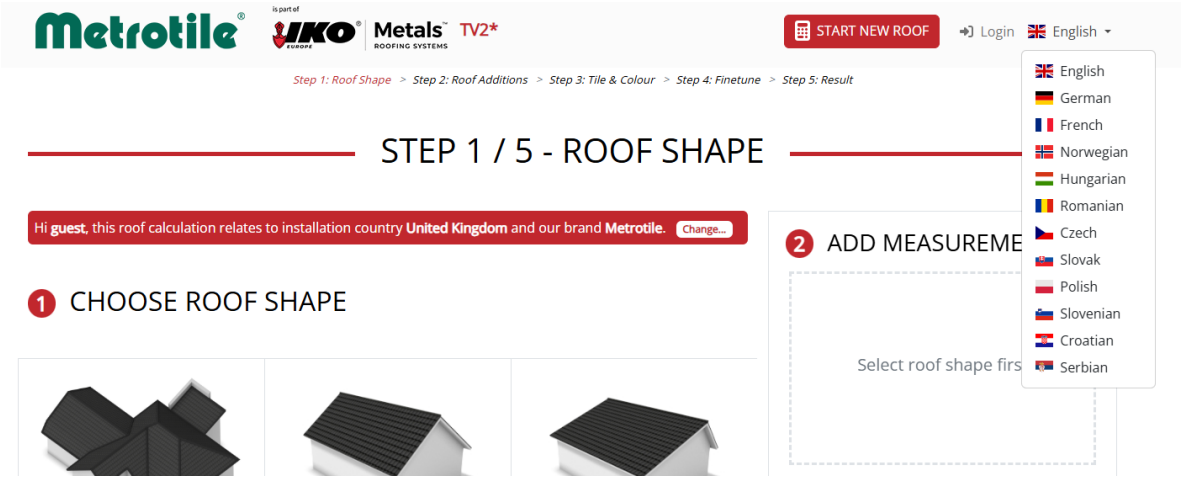

Select a Brand and Installation country

When entering from a specific website, the Brand is already preselected. The Brand is also preset as default for each individual country.

If you wish to use a different **Brand** or **Installation Country**, you can change it manually.

The local component selection is already predefined for each Installation Country. When a different Installation Country is selected, the available roof components are automatically adjusted to match the selected Installation Country.

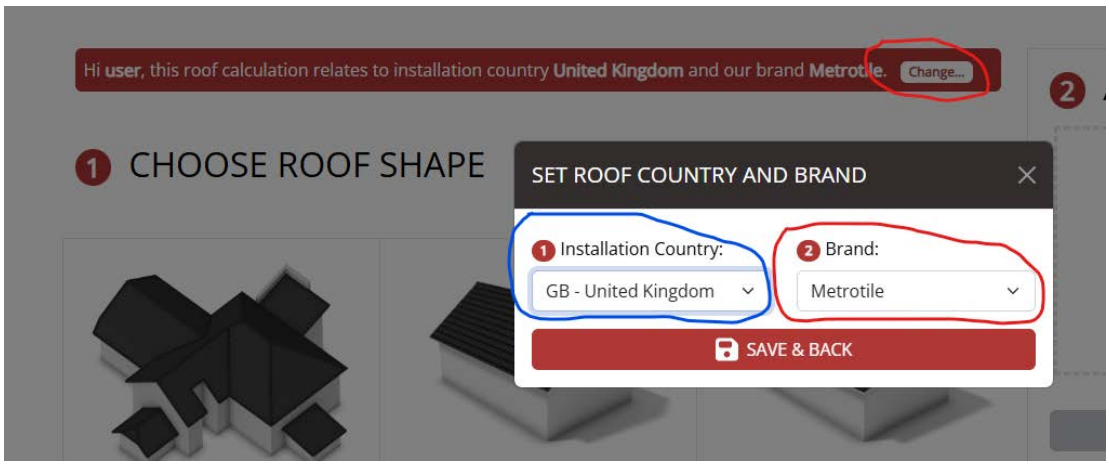

Main Menu bar

If you are using the IKO Metals Roof Calculator for the first time, select Register now…

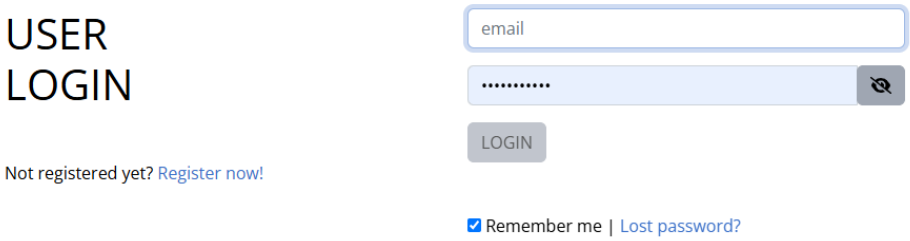

… and then REGISTER …

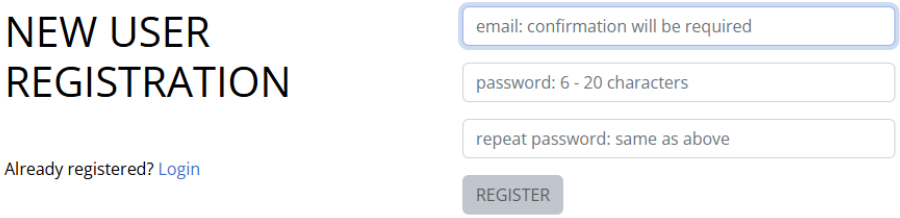

Registration

In the New User Registration form enter your Email address and create Password.
Press **REGISTER** button to register yourself.
If the registration was successful, you will receive the following message:

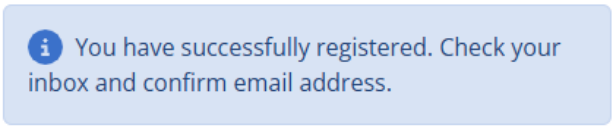

You will receive a confirmation email. Click the **EMAIL CONFIRMATION LINK** to complete your registration.

If you already have registered than you have Username and Password so you can directly login.
After logging in you have access to full Menu bar and you can save your calculations and you can edit them anytime.

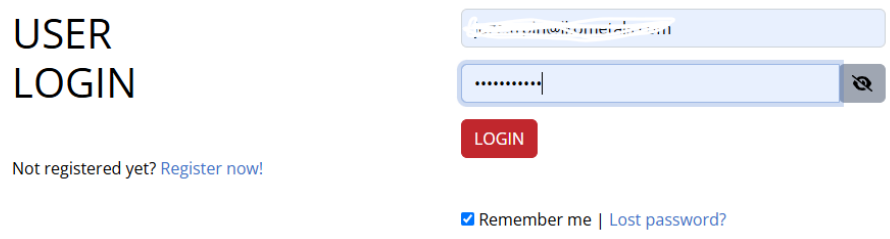

Start using the IKO Metals Roof Calculator!

Step 1 / 5 - Roof Shape

Click one of the options to start new roof calculation: **CHOOSE ROOF SHAPE**

Option 1. Predefined Roof Type Calculation

Measurements that are result of modelling your roof based on pre-defined roof types and additions – recommended for end-customers

Option 2. Exact Measures Roof Type Calculation

Measurements that are result of roofer's on-site measurement or result of specialized computer programs – recommended for professionals

Choose Roof Type (Applicable for Option 1)

In Step 1, you must select a roof type from the available 11 different roof types. Choose one that corresponds to your roof. After selecting the Icon/Image for roof type, you will get on the right side the frame with technical image with dimensions and input boxes. Enter the dimensions for your roof.

When you entered all the values, you must confirm them with picking the **SAVE** button. In case you have entered wrong dimensions, you can change them anytime, but you have to confirm them by clicking the **UPDATE** button. Click button **CONTINUE** to proceed to next Step.

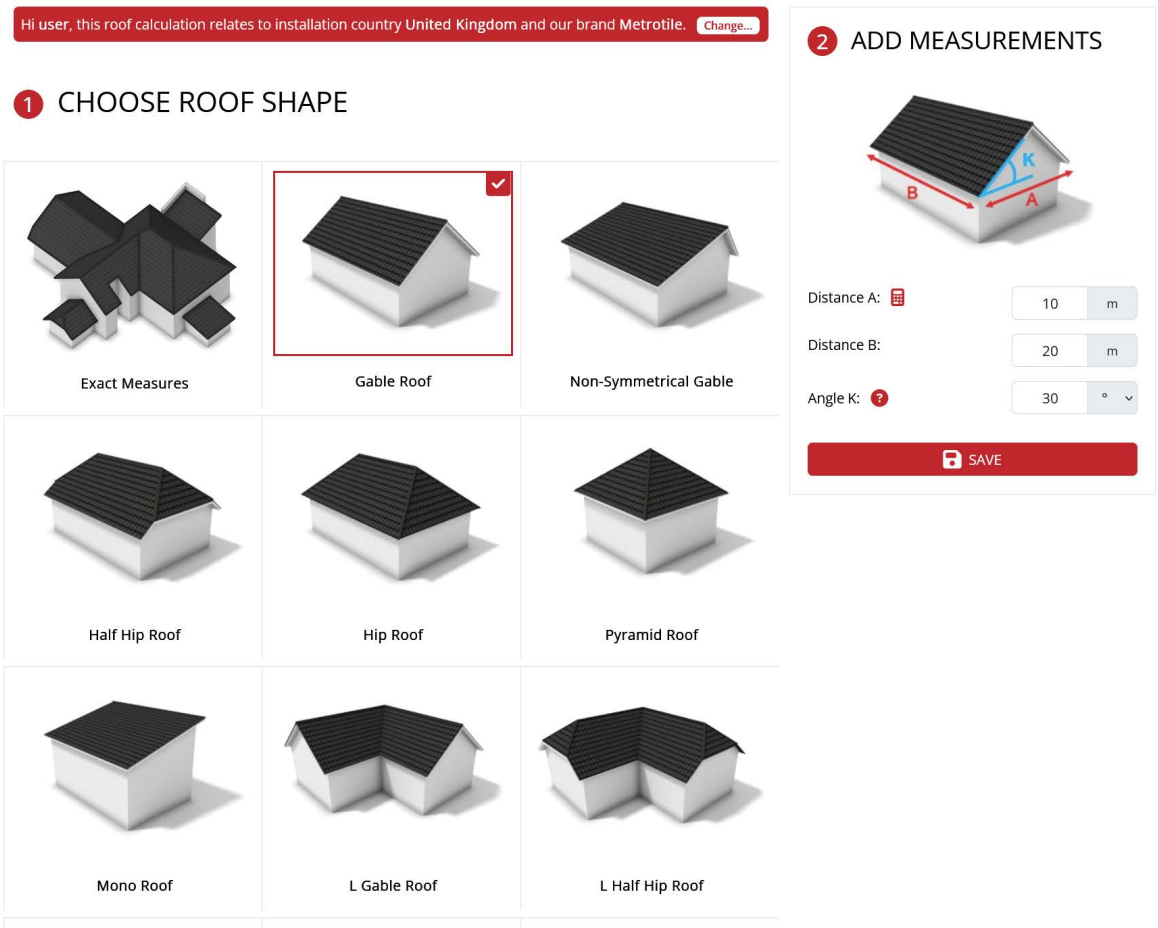

Enter Data Manually

In Step 1, you must manually enter **Exact Roof Measurements** consisting of:

- Roof area (m2)
- Ridge (m)
- Mono Ridge (m)
- Hip (m)
- Barge Left (m)
- Barge Right (m)
- Eaves (m)
- Valleys (m)
- Ridge Flashings (m)
- Side Flashings Left (m)
- Side Flashings Right (m)

For every measurement you will see different symbolic image, showing parts of the roof to be measured.

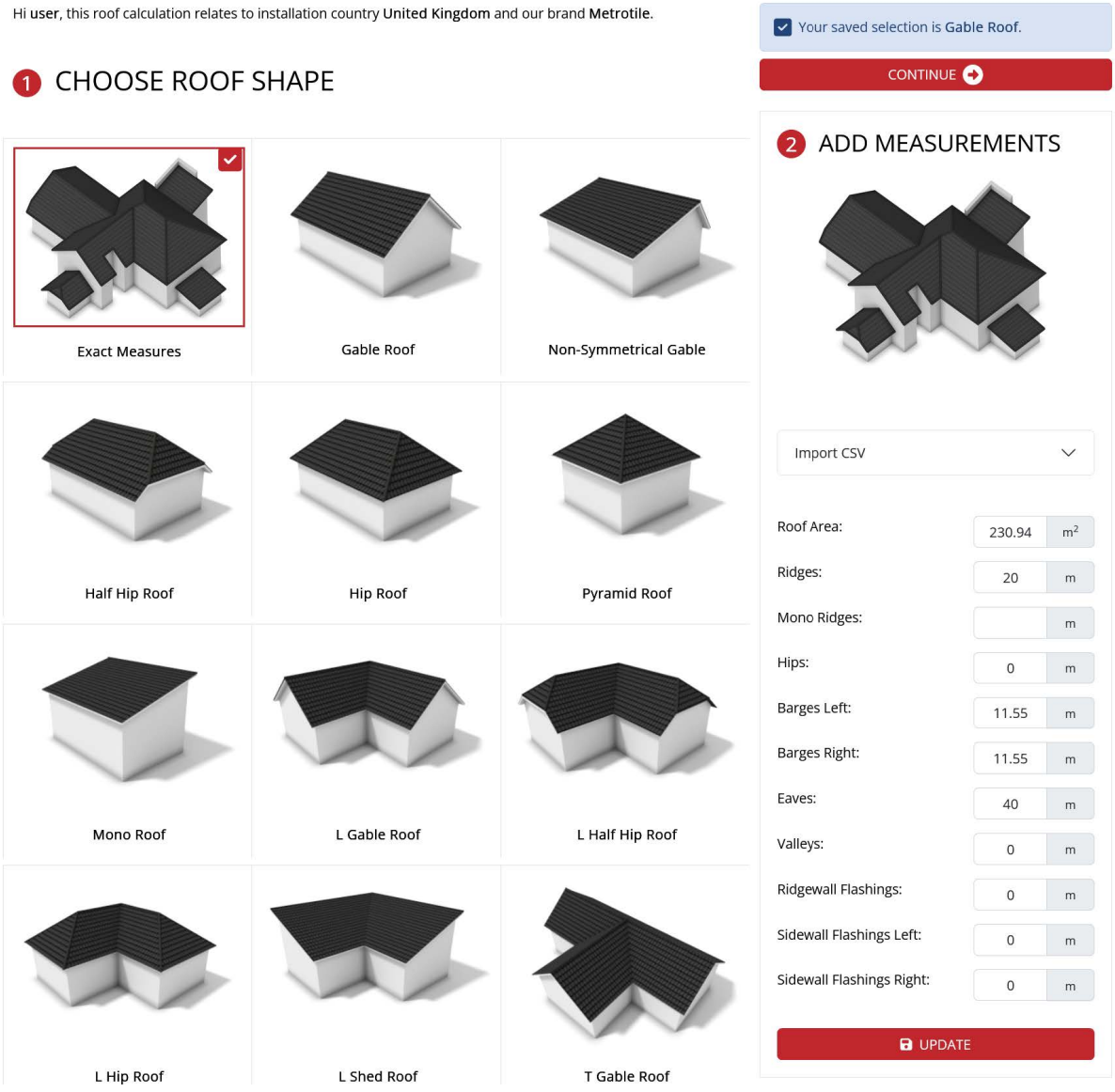

Import from CSV Files

Imported *.CSV files contains required roof data. In this case all measurements are filled automatically.

You can get those 2 files from **ACAD-BAU**, an AutoCAD or BricsCAD app for architects.
You will find more information about ACAD/BAU here: https://www.cadtobim.com/acad-bau.html

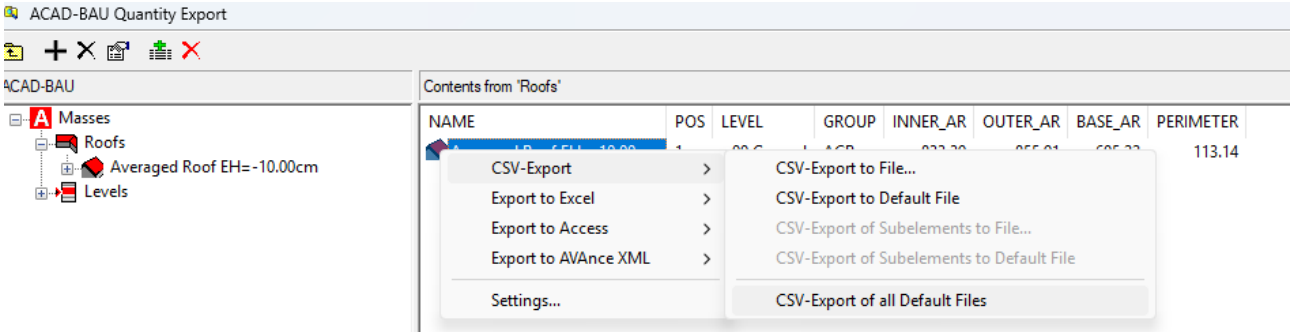

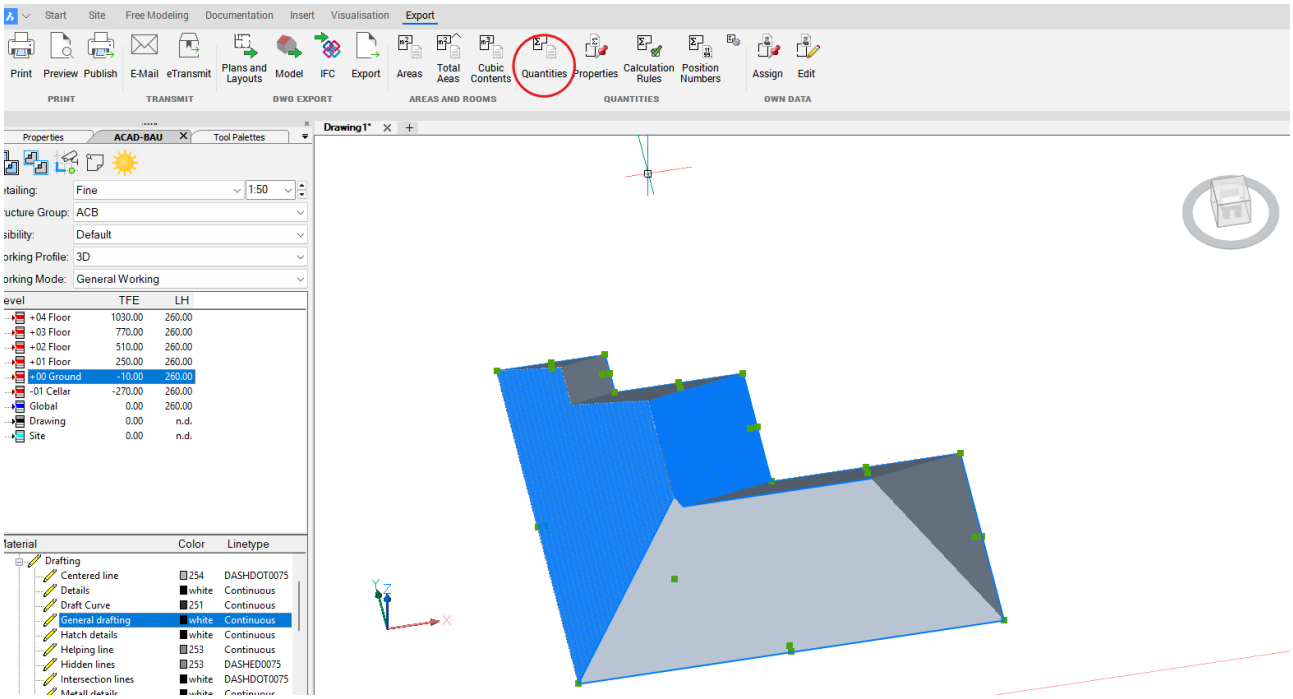

Select Import CSV files and then click Browse… and then Upload button.

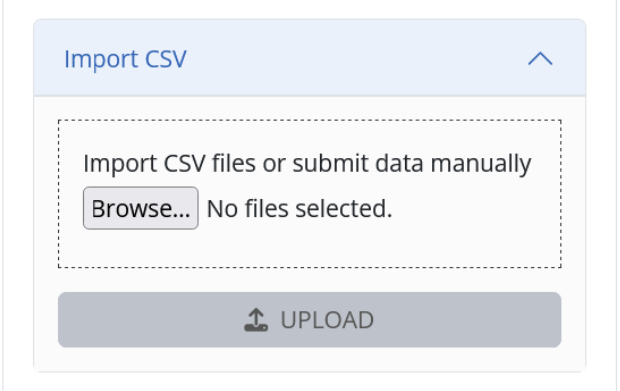

Step 2 / 5 - Roof Additions

(Applicable for Option 1 only)

The additions are optional only. This means, you don‘t have to add any of them. However, if your actual roof does have additions, then you should add them to the roof calculation. Click on the addition (image) that is most similar to yours, then enter its measures and quantity. Your roof can have multiple additions, so you can continue adding the additions as described.

Optionally select an addition or dormer roof similar to yours and then fill in the requested data.

Roof additions are optional, so you can continue to the next step immediately!

CONTINUE

1 CHOOSE ADDITION



Shed Dormer



Gabled Dormer



Hipped Dormer



Gable Roof Addition



Mono Roof Addition



Extended Gable

2 ADD MEASUREMENTS

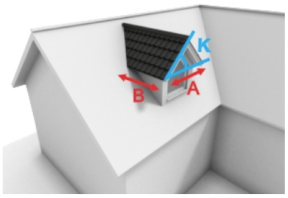

Distance A:	5	m
Distance B:	2	m
Angle K:	20	°
Quantity:	1	pcs

ADD

Step 3 / 5 - Tile & Colour

Choose your most favorite roof tile first and than pick your desired colour.

1 CHOOSE ROOF TILE



Bond



Bond.9



Slate.9



Shingle



Roman



Viksen

2 CHOOSE COLOUR



Colour Legend

Brindle
Charcoal Granite
Coal Black
Coffee
Forest Green
Spanish Red
Terracotta

SAVE

Step 4 / 5 - Finetune Your Roof

So far all definitions of roof type, tile profile and colour were manufacturer independent. **Default elements are always offered in advance**. Change default setting if necessary or add further items.

Change default setting if necessary or add further items.

1 RIDGE/ HIP



Ridge
Ridge Cover 130



Ridge End (3)
Ridge Cover 130 End Cap

2 BARGE/ EAVES/ SIDE WALL COMPONENTS



Barge
Box Barge Scribed 120



Eaves Flashing
Fascia Vent UK 25



Ridge Wall
Cover Flashing



Side Wall
Side Wall Flashing Scribed 100

Changing default settings is optional, so you can continue to the next step immediately!

CONTINUE

INPUT SUMMARY

Installation Country, Region - Brand:
United Kingdom, United Kingdom - Metrotile

Roof Shape:
Gable Roof
A = 10 m / B = 20 m / Angle = 30 °

Additions:
Gabled Dormer
A = 5 m / B = 2 m / Angle = 20 ° / Qty = 1

Tile & Colour:
Bond, Brindle

Area: 230.94 m²	**Ridge + Hip:** 20.00 m	
Barge: 23.09 m	**Barge L:** 11.55 m	**Barge R:** 11.55 m
Flashing: 40.00 m	**Valley:** 0.00 m	**Wall Flashings:** 0.00 m
Side Wall Flashings: 0.00 m	**Side Wall Flashings L:** 0.00 m	**Side Wall Flashings R:** 0.00 m

If you did all the required selection correctly, click the red button:

CONTINUE

Step 5 / 5 - Calculation Result

Calculate

Review the input summary, then click on **CALCULATE** to complete the roof calculation.
Your results list will be generated shortly.

STEP 5 / 5 - CALCULATION RESULT

INPUT SUMMARY

Roof ID: **250087** | 6b0686cb8de8e

Metrotile

Installation Country, Region - Brand: **United Kingdom, United Kingdom - Metrotile**

Roof Shape: **Gable Roof**, Input Dimensions: A = **10 m** | B = **20 m** | Angle = **30 °**

Roof Calculations: Area = **230.94 m²** | House Area = **200.00 m²** | Ridges = **20.00 m** | Barges = **23.09 m** | Flashings = **40.00 m**

Additions Calculations: Area = **14.83 m²** | Roof Area Under = **16.10 m²** | Ridges = **3.58 m** | Barges = **5.32 m** | Flashings = **4.00 m** | Valleys = **6.18 m** | Wall Flashings = **5.00 m** | Side Wall Flashings = **4.62 m**

Total Calculations: Area = **229.67 m²** | Ridges = **23.58 m** | Barges = **28.41 m** | Flashings = **44.00 m** | Valleys = **6.18 m**

Tile & Colour: **Bond, Brindle**

REQUEST AN OFFER

Request an offer from an authorized IKO Metals Partner based on the calculation provided?

REQUEST AN OFFER NOW

based on this calculation

EXPORT TO EXCEL

Export your result in Excel and mail it or go to a distributor of your choice for a price offer.

EXPORT TO EXCEL

Do you need help finding a distributor? Contact us for a distributor near you...

ROOF COMPONENTS

#	Code	Component	Quantity	Remark
1	1R-BRI-PA/MET	PANEL | METROTILE BOND | BRINDLE |	498 pcs	Tiles
2	0R-TER-AR.130	RIDGE COVER 130 | TERRACOTTA |	19 pcs	Ridge/Hip
3	0RPTER-EC.AR.130	RIDGE COVER 130 END CAP | TERRACOTTA |	3 pcs	Ridge End
4	0R-TER-BBC.L.UK	BOX BARGE SCRIBED LEFT 120 | TERRACOTTA |	13 pcs	Barge L
5	0R-TER-BBC.R.UK	BOX BARGE SCRIBED RIGHT 120 | TERRACOTTA |	13 pcs	Barge R
6	91-000-VENT.EA.25.1000	FASCIA VENT 25mm	44 pcs	Eaves
7	91-000-VENT.EA.TRAY.600	FASCIA TRAY	74 pcs	Fascia Tray
8	0R-TER-CF	COVER FLASHING | TERRACOTTA |	4 pcs	RidgeWall
9	0R-TER-SWF.L.100.N	SIDE WALL FLASHING SCRIBED 100_LEFT | TERRACOTTA |	3 pcs	SideWall L
10	0R-TER-SWF.R.100.N	SIDE WALL FLASHING SCRIBED 100_RIGHT | TERRACOTTA |	3 pcs	SideWall R
11	0-EBLA-VA.UK.SA	VALLEY UK SC (2.2M STEEL VALLEY)	3 pcs	Valley
12	91-RED-NAIL.5.G	NAILS 50X2.8 GALVANISED 5 KG | RED |	2297 pcs 2 box	Nails/Scrails
13	91-000-SPB1M	BREATHABLE UNDERLAY	6 rolls	Underlay
14	0R-TER-RK.L	REPAIR KIT | TERRACOTTA |	1 pcs	Repair Kit

Export to Excel

Now you can select the button **EXPORT TO EXCEL** to create text file of Auto-generated component list and manually added components.

IKO Metals ROOFING SYSTEMS

BOM - Bill of Materials

Roof ID:	**250087**		**User ID:**	**910**	
Roof Name:	6b0686cb8de8e				
KEY SELECTIONS:			**KEY MEASURES:**		
Roof Country:	United Kingdom		Area:	230,94 m	
Roof Region:	United Kingdom - Metrotile		Ridges:	23,58 m	
Roof Shape:	Gable Roof		Hips:	0,00 m	
Tile:	Bond		Barges:	28,41 m	
Tile Colour:	Brindle		Flashings:	44,00 m	
			Valleys:	6,18 m	
			Wall Flashings:	5,00 m	
			Side Wall Flashings:	4,62 m	

Code	Component	Quantity	Unit	Volume	Unit	Remark
/ 1R-BRI-PA/MET	PANEL | METROTILE BOND | BRINDLE |	498,00	pcs			Tiles
/ 0R-TER-AR.130	RIDGE COVER 130 | TERRACOTTA |	19,00	pcs			Ridge/Hip
/ 0RPTER-EC.AR.130	RIDGE COVER 130 END CAP | TERRACOTTA |	3,00	pcs			Ridge End
/ 0R-TER-BBC.L.UK	BOX BARGE SCRIBED LEFT 120 | TERRACOTTA |	13,00	pcs			Barge L
/ 0R-TER-BBC.R.UK	BOX BARGE SCRIBED RIGHT 120 | TERRACOTTA |	13,00	pcs			Barge R
/ 91-000-VENT.EA.25.1000	FASCIA VENT 25mm	44,00	pcs			Eaves
/ 91-000-VENT.EA.TRAY.600	FASCIA TRAY	74,00	pcs			Fascia Tray
/ 0R-TER-CF	COVER FLASHING | TERRACOTTA |	4,00	pcs			RidgeWall
/ 0R-TER-SWF.L.100.N	SIDE WALL FLASHING SCRIBED 100_LEFT | TERRACOTTA |	3,00	pcs			SideWall L
/ 0R-TER-SWF.R.100.N	SIDE WALL FLASHING SCRIBED 100_RIGHT | TERRACOTTA |	3,00	pcs			SideWall R
/ 0-EBLA-VA.UK.SA	VALLEY UK SC (2.2M STEEL VALLEY)	3,00	pcs			Valley
/ 91-RED-NAIL.5.G	NAILS 50X2.8 GALVANISED 5 KG | RED |	2297,00	pcs	2,00	box	Nails/Scrails
/ 91-000-SPB1M	BREATHABLE UNDERLAY	6,00	rolls			Underlay
/ 0R-TER-RK.L	REPAIR KIT | TERRACOTTA |	1,00	pcs			Repair Kit

Disclaimer: This roof calculation is a theoretical simulation. It should always be checked according to the roof blueprint, local building codes and checked with an IKO Professional. Depending of the shape of your roof, you need to add additional products for esthetic reasons. The roofer or installer is at all times responsible for determining and ordering quantities needed for the roof project.

Request an Offer

Click **REQUEST AN OFFER** button to receive an offer from IKO Metals based on your calculation results.

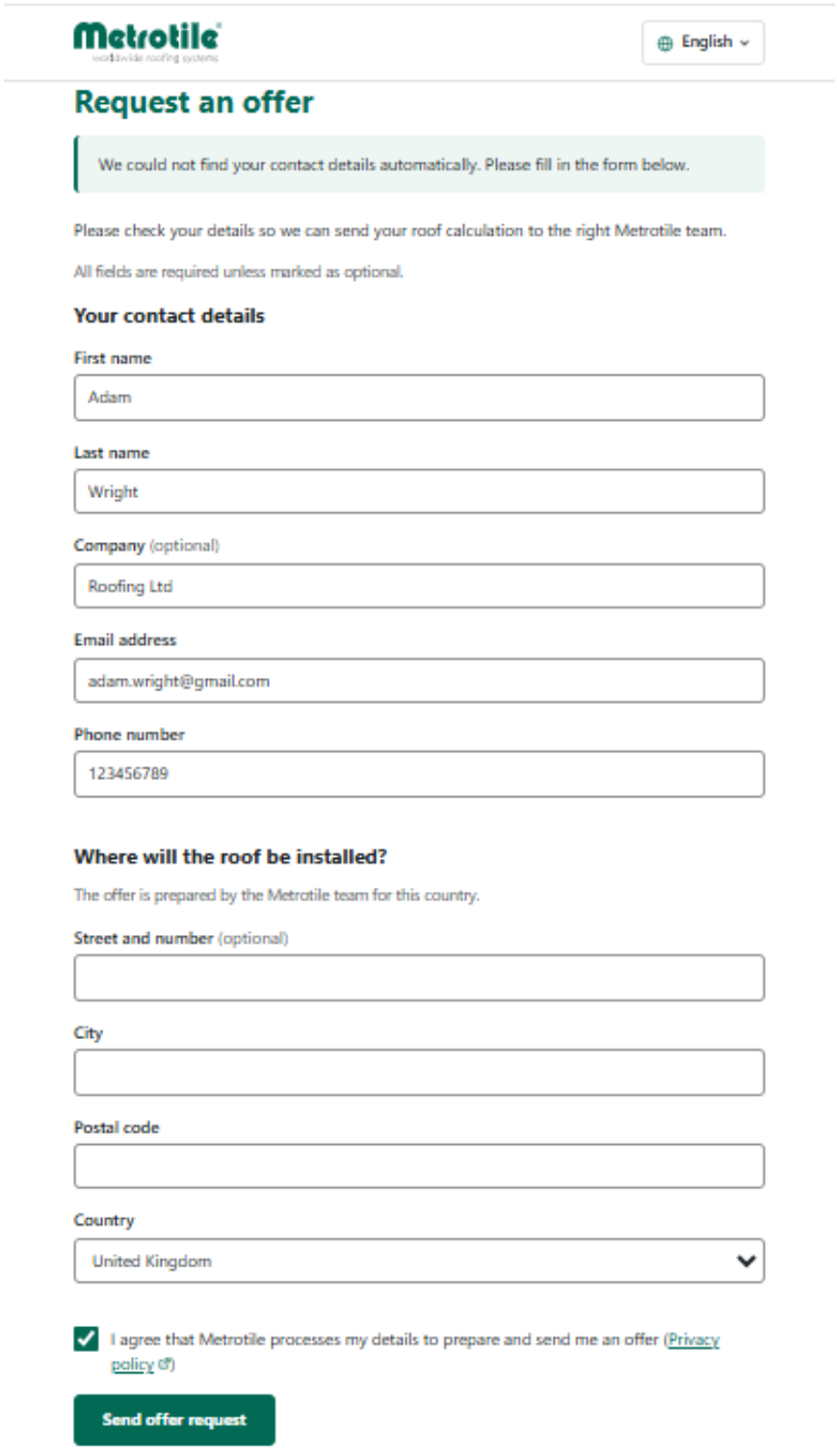

My Roofs

The users that are logged-in have access to **MY ROOFS** page. On this page you have a list of all roofs you created so far. You can access and update every single roof data by clicking roof # number.

MY ROOFS

Search

ID/ Name	Installation Country, Region - Brand	Roof Type	Tile & Colour	Key Dates
250077 6afaef3fe7928	United Kingdom **United Kingdom - Metrotile**	**Gable Roof** 10 x 20 m | Slope: 45°	Metrotile **Bond, Brindle**	Offer Req.: **2026-11-16 14:37:00** Updated: **2026-11-16 13:06:45** Started: 2026-11-16 12:55:54
250076 6afaed79e5251	Slovenia **Central Europe - Gerard**	**Gable Roof** 10 x 20 m | Slope: 45°	GERARD	Updated: **2026-11-16 12:55:30** Started: 2026-11-16 12:48:41
250075 6afaebde57807	United Kingdom **United Kingdom - Metrotile**	**Gable Roof** 10 x 20 m | Slope: 30°	Metrotile	Updated: **2026-11-16 12:47:40** Started: 2026-11-16 12:47:40
250073 6afae60db1f5d	United Kingdom **United Kingdom - Metrotile**	**Gable Roof** 10 x 20 m | Slope: 30°	Metrotile	Updated: **2026-11-16 12:18:45** Started: 2026-11-16 12:18:45
250068 6ae091e9cc670	United Kingdom **United Kingdom - Metrotile**	**Exact Measures** 200 m^2	Metrotile **Bond, Charcoal Granite**	Updated: **2026-10-27 12:59:07** Started: 2026-10-27 12:58:45
250067 6ad612fad1156	Slovenia **Central Europe - Gerard**	**Gable Roof** 10 x 20 m | Slope: 30°	GERARD **Corona Shake, Pepper**	Offer Req.: **2026-10-19 14:54:57** Updated: **2026-10-19 14:54:38** Started: 2026-10-19 14:54:27
250064 6acc980b013ee	Slovenia **Central Europe - Gerard**	**Gable Roof** 3.9 x 8.5 m | Slope: 30°	GERARD **Heritage, Charcoal Carbon**	Updated: **2026-10-12 10:26:56** Started: 2026-10-12 10:20:40
250063 6ac75a5569432	Slovenia **Central Europe - Gerard**	**Exact Measures** 360.32 m^2	GERARD **Eleganta, Coal Black**	Updated: **2026-10-08 10:56:26** Started: 2026-10-08 10:55:29
250061 6ab62e38c378b	Slovenia **Central Europe - Metrotile**	**Exact Measures** 500 m^2	Metrotile **Qube, Coal Black**	Updated: **2026-09-25 10:18:37** Started: 2026-09-25 10:18:11
250060 6ab62d52439d1	Slovenia **Central Europe - Gerard**	**Exact Measures** 384 m^2	GERARD **Eleganta, Coal Black**	Updated: **2026-09-25 10:15:22** Started: 2026-09-25 10:15:10

Showing 1 to 10 of 58 entries

First | Previous | 1 | 2 | 3 | 4 | 5 | Next | Last